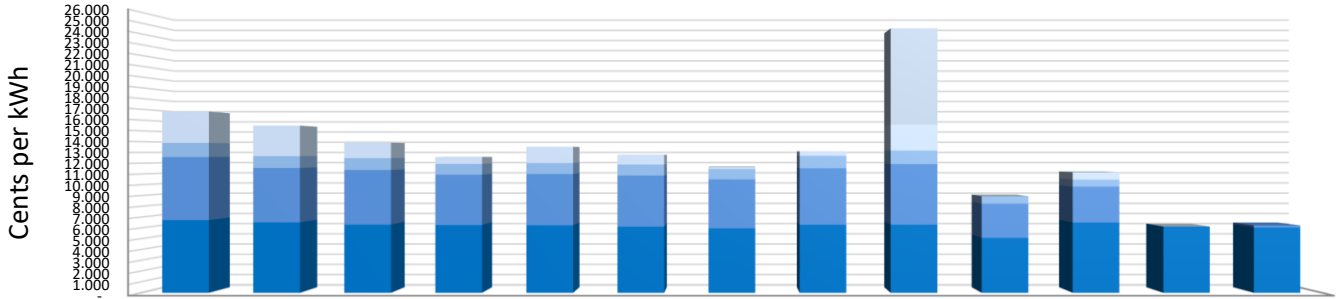


Cost of Service by Functional Areas in cents per kWh⁽¹⁾



	DOMESTIC (Weighted Average of 2 Classes)	SMALL GENERAL	GENERAL	LARGE GENERAL	SMALL INDUSTRIAL	MEDIUM INDUSTRIAL	LARGE INDUSTRIAL FIRM	MUNICIPAL	UNMETERED	1P-RTP: (Weighted Average of 3 Classes)	SHORE POWER (Distribution)	LOAD FOLLOWING	ELIADC
Total	17.781	16.532	14.033	12.665	13.783	12.890	11.760	13.227	25.625	8.952	11.707	6.634	6.236
Retail	0.997	1.056	0.129	0.096	0.258	0.117	0.122	0.122	1.137	0.018	0.546	0.500	
■ Streetlight Fixture	0	0	0	0	0	0	0	0	8.906	0	0	0	
■ Distribution	2.904	2.825	1.433	0.633	1.511	0.896	0.166	0.417	2.415	-	0.688	-	
■ Transmission	1.311	1.094	1.104	0.999	1.021	1.018	0.969	1.157	1.246	0.683	0.646	-	
■ Generation-Non-Fuel	5.843	5.041	5.053	4.664	4.741	4.729	4.539	5.232	5.612	3.165	3.327	-	0.179
■ Generation-Fuel	6.726	6.516	6.314	6.273	6.252	6.129	5.964	6.300	6.309	5.086	6.501	6.134	6.057

(1) Bill amounts paid by individual customers may vary from the above benchmarks due to a difference in usage between the customer and its rate class average and difference between rate design and functional cost breakdown under the COSS for each class

The Generation- Fuel Cost composite rate Includes the FAM AA and BA rates in c/kWh

Definitions

Generation - Electricity generation is the process of generating electric power from sources of primary energy. For electric utilities in the electric power industry, it is the first stage in the delivery of electricity to end users, the other stages being transmission, distribution, and retail. The Generation-Fuel category reflects costs of fuels burned in NS Power's plants and costs of power purchases from independent power producers. The Generation-Non-Fuel category reflects fixed generation costs such as depreciation, Variable Capital Charge (VCC), cost of financing including return on equity, income tax and OM&G. For information on generation sources at NS Power please see section: "How we make electricity"

Transmission - Electric power transmission is the bulk movement of electrical energy from a generating site, such as a power plant, to an electrical substation. The transmission area consists of highly integrated bulk power supply facilities, high voltage power lines, transmission poles and substations, generally rated at 69 kV and above. The Transmission area reflects fixed generation costs such as depreciation, cost of financing including return on equity, income tax and OM&G. For information on transmission and distribution at NS Power please see section: "How we deliver electricity"

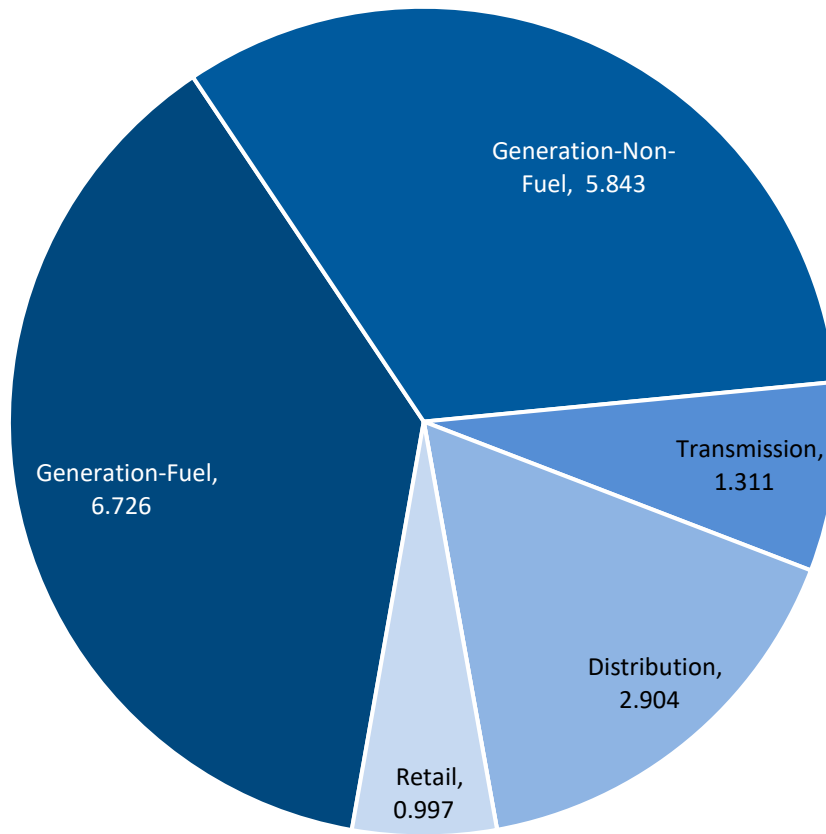
Distribution - Electric power distribution is the final stage in the delivery of electric power at NS Power; it carries electricity from the transmission system to individual consumers. Distribution substations connect to the transmission system and lower the transmission voltage to medium voltage ranging between 4 kV and 25 kV with the use of power transformers. The Distribution plant includes bulk power and distribution substations, primary and secondary feeders and service drops, poles and line transformers and meters. The Distribution reflects fixed generation costs such as depreciation, cost of financing including return on equity, income tax and OM&G. For information on transmission and distribution at NS Power please see section: "How we deliver electricity"

Retail - the retail area includes customer care services such as metering, billing, wiring inspections, responding to customer inquiries, credit services, marketing and sales. The retail costs are primarily OM&G related.

Streetlight Fixture - these are costs of streetlight and area lights owned by NS Power. They include maintenance and capital costs associated with streetlight fixtures. The only rate class which bears these costs is the Unmetered.

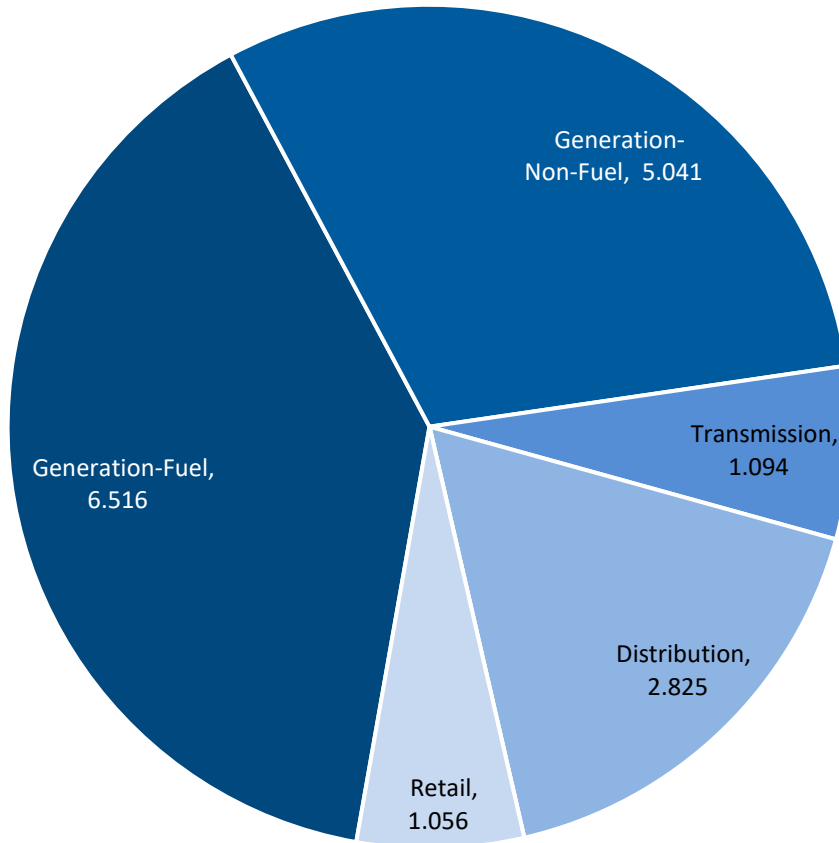
Domestic

Cost of Service by Functional Areas in cents per kWh



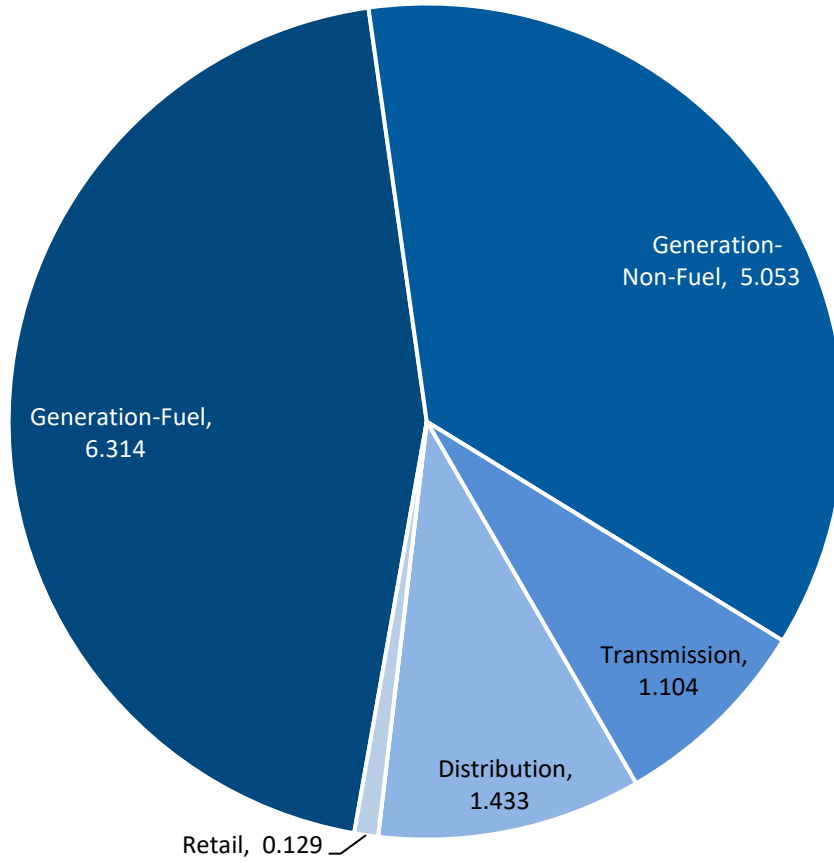
Small General

Cost of Service by Functional Areas in cents per kWh



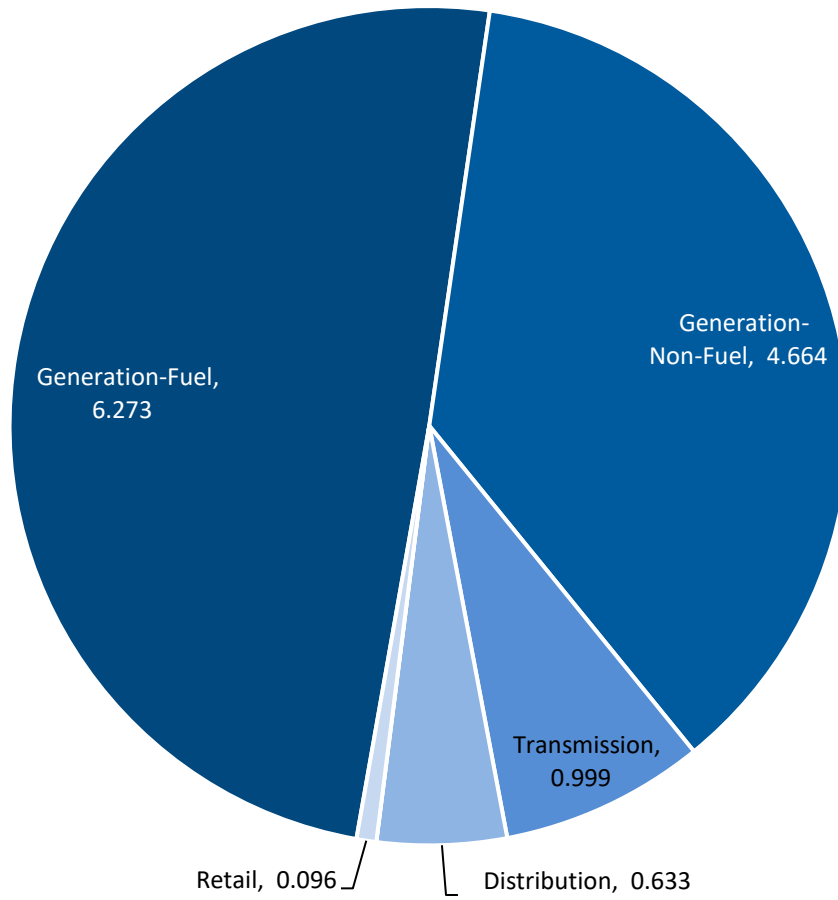
General

Cost of Service by Functional Areas in cents per kWh



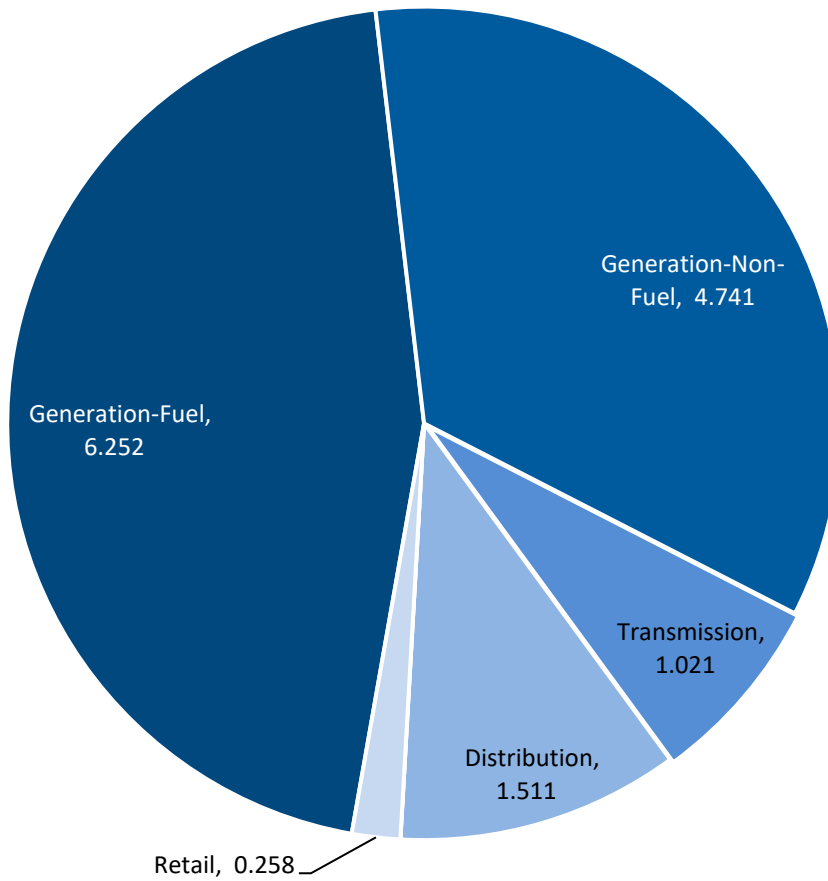
Large General

Cost of Service by Functional Areas in cents per kWh



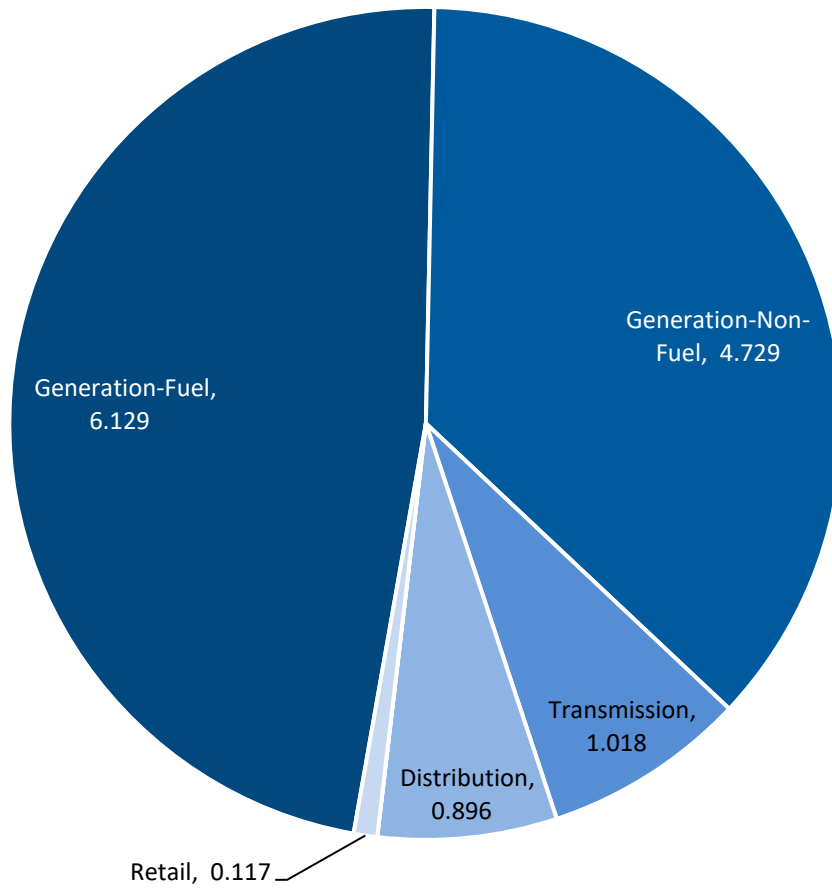
Small Industrial

Cost of Service by Functional Areas in cents per kWh



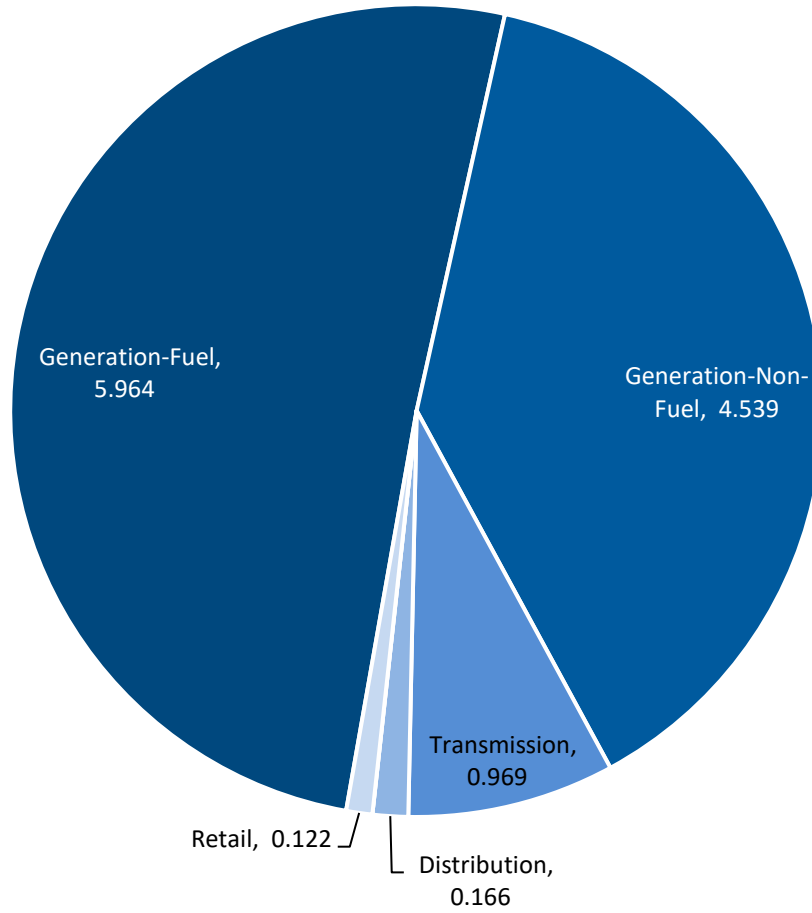
Medium Industrial

Cost of Service by Functional Areas in cents per kWh



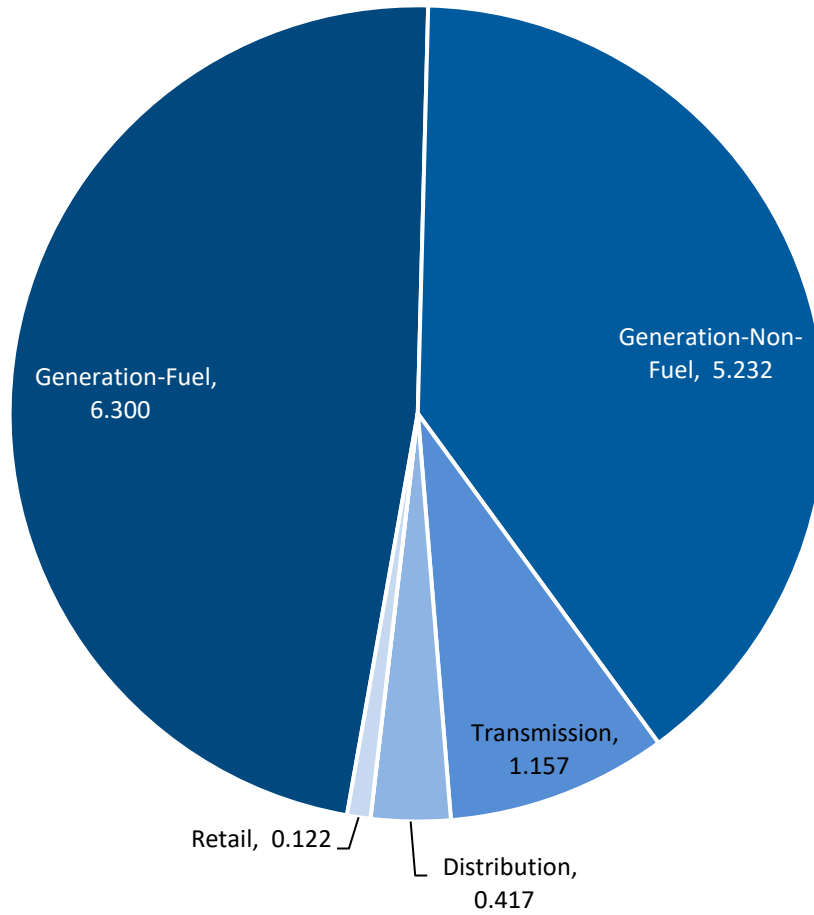
Large Industrial

Cost of Service by Functional Areas in cents per kWh



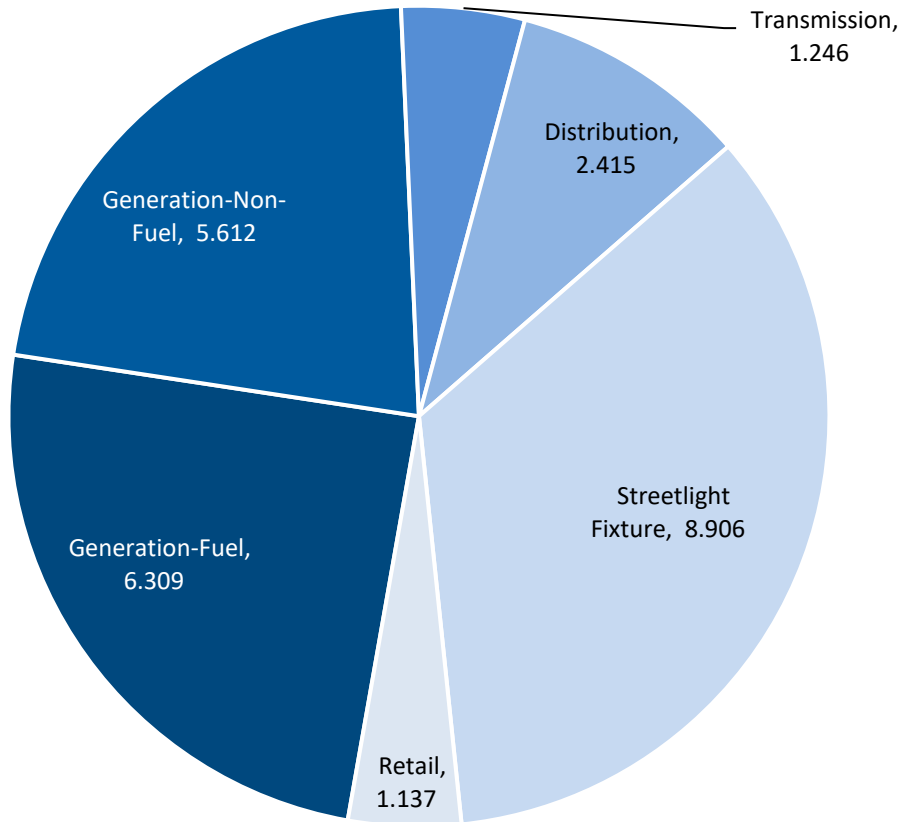
Municipal

Cost of Service by Functional Areas in cents per kWh



Unmetered

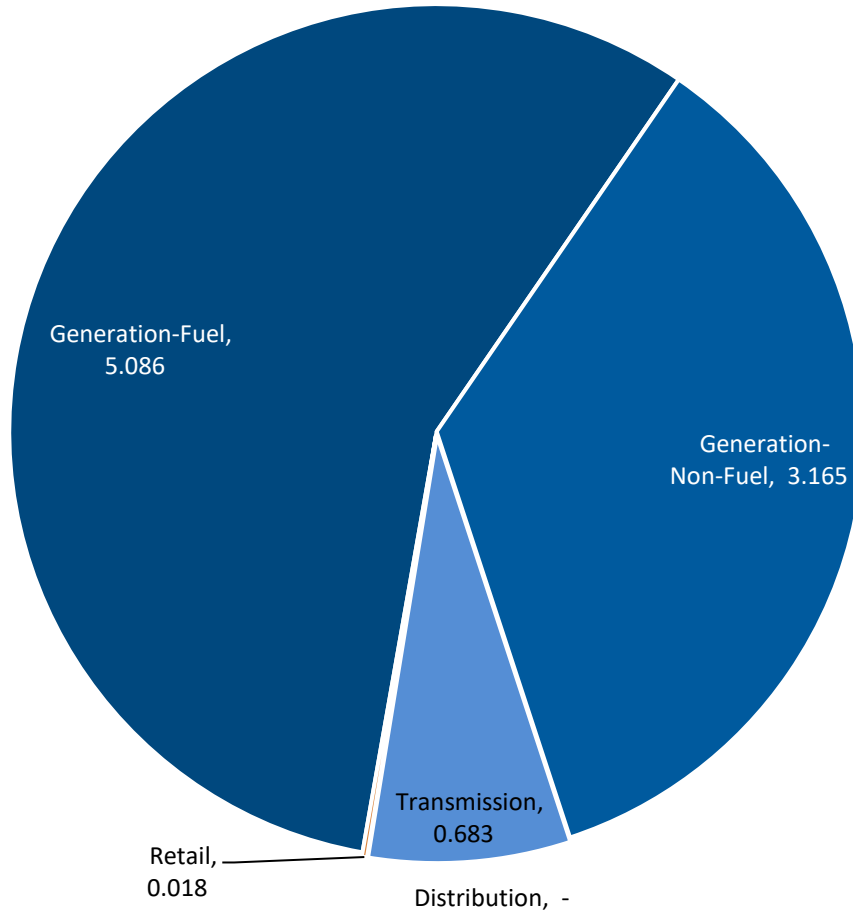
Cost of Service by Functional Areas in cents per kWh



One Part Real Time Pricing

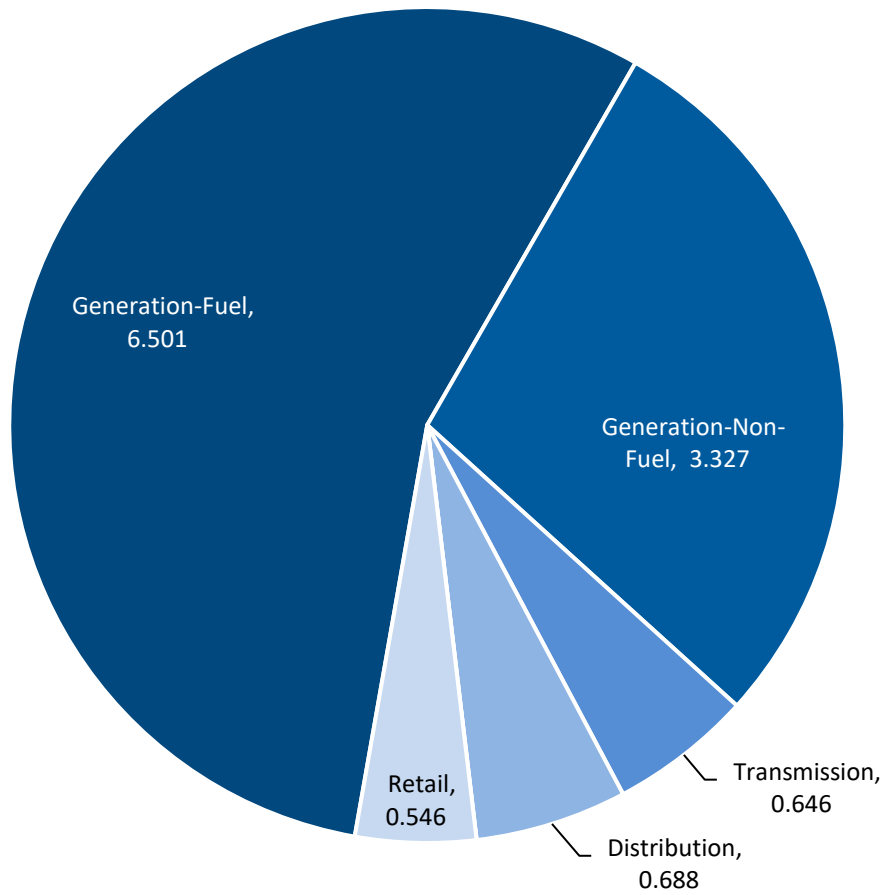
(Average of 3 classes)

Cost of Service by Functional Areas in cents per kWh



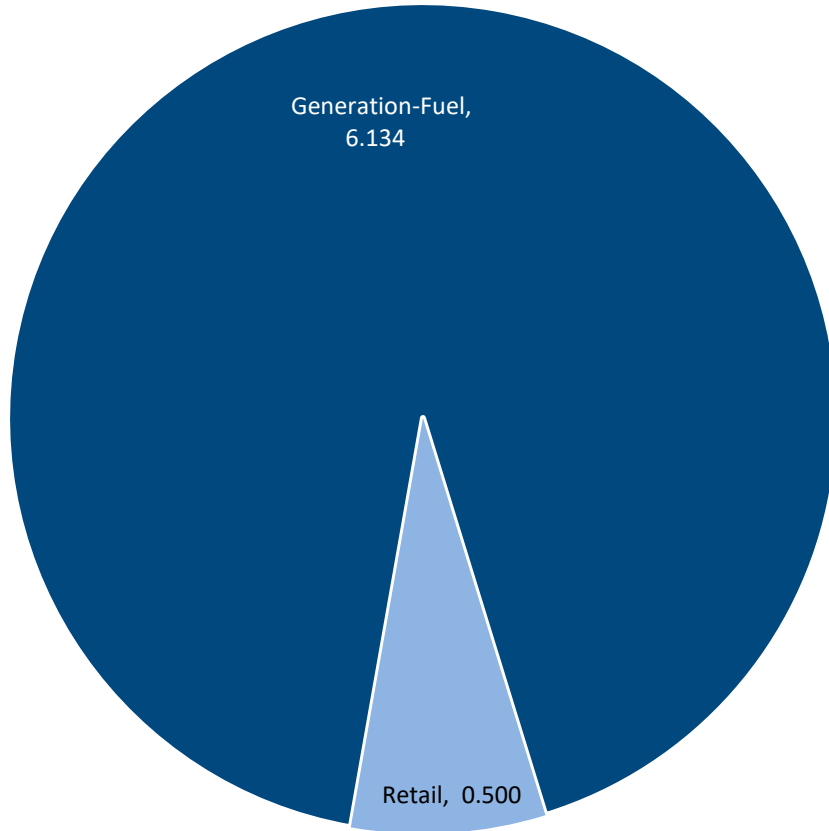
Shore Power (Distribution)

Cost of Service by Functional Areas in cents per kWh



Load Following

Cost of Service by Functional Areas in cents per kWh



ELIADC

Cost of Service by Functional Areas in cents per kWh

